

Alirox Abrasives Limited
Regd Office: 4, Scindia House, New Delhi-110 001

Name of the Company: ALIROX ABRASIVES LIMITED		Class of security: EQUITY	
Scrip Code:		Name of the scrip:	
Quarter ended: 31st March, 2015			
Partly paid-up shares	No. of partly paid-up shares	As a % of total no. of partly paid-up shares	As a % of total no. of shares of the Company
Held by promoter / promoter group	-	-	-
Held by public	-	-	-
Total	-	-	-
Outstanding convertible securities	No. of outstanding	As a % of total no. of	As a % of total no. of shares
Held by promoter / promoter group	-	-	-
Held by public	-	-	-
Total	-	-	-
Warrants	No. of warrants	As a % of total no. of	As a % of total no. of shares
Held by promoter / promoter group	-	-	-
Held by public	-	-	-
Total	-	-	-
Total paid-up capital of the Company, assuming full conversion of warrants and convertible securities		240000 equity shares of Rs.10 each	

(1)(a) Statement showing Shareholding Pattern

Category Code	Category of shareholder	No. of shareholders	Total No. of shares	No. of shares held in demat form	Total shareholding as a percentage of total number of shares		Shares Pledged or otherwise encumbered	
					As a % of (A+B)	As a % of (A+B+C)	Number of Shares	As a % (IX)= (VIII)/(IV)*100
(I)	(II)	(III)	(IV)	(V)	(VI)	(VII)	(VIII)	(IX)
(A)	Promoter and Promoter Group							
(1)	Indian							
(a)	Individuals/Hindu Undivided Family	6	39900	-	16.63	16.63	-	-
(b)	Central Government/State Government(s)	-	-	-	-	-	-	-
(c)	Bodies Corporate	8	116520	-	48.55	48.55	-	-
(d)	Financial Institutions/Banks	-	-	-	-	-	-	-
(e)	Any Other (specify)	-	-	-	-	-	-	-
	Sub-Total (A)(1)	14	156420	-	65.18	65.18	-	-
(2)	Foreign							
(a)	Individuals (Non-Resident Individuals/Foreign Individuals)	-	-	-	-	-	-	-
(b)	Bodies Corporate	-	-	-	-	-	-	-
(c)	Institutions	-	-	-	-	-	-	-
(d)	Qualified Foreign Investors	-	-	-	-	-	-	-
(e)	Any Other (specify)	-	-	-	-	-	-	-
	Sub-Total (A)(2)	-	-	-	-	-	-	-
	Total Shareholding of Promoter and Promoter Group (A)=(A)(1)+(A)(2)	14	156420	-	65.18	65.18	-	-




Category Code	Category of shareholder	No. of shareholders	Total No. of shares	No. of shares held in demat form	Total shareholding as a percentage of total number of shares	Shares Pledged or otherwise encumbered
(B)	Public shareholding					
(1)	Institutions					
(a)	Mutual Funds/UTI	-	-	-	-	-
(b)	Financial Institutions/Banks	-	-	-	-	-
(c)	Central Government/State Government(s)	-	-	-	-	-
(d)	Venture Capital Funds	-	-	-	-	-
(e)	Insurance Companies	-	-	-	-	-
(f)	Foreign Institutional Investors	-	-	-	-	-
(g)	Foreign Venture Capital Investors	-	-	-	-	-
(h)	Qualified Foreign Investors	-	-	-	-	-
(i)	Any Other (specify)	-	-	-	-	-
	Sub-Total (B)(1)	-	-	-	-	-
(2)	Non-institutions					
(a)	Bodies Corporate	4	25340	-	10.56	10.56
(b)	Individuals -					
(i)	Individual shareholders holding nominal share capital upto Rs.1 lakh	126	47740	-	19.89	19.89
(ii)	Individual shareholders holding nominal share capital in excess of Rs.1 lakh.	1	10500	-	4.38	4.38
(c)	Qualified Foreign Investors	-	-	-	-	-
(d)	Any Other (specify)	-	-	-	-	-
	Sub-Total (B)(2)	131	83580	-	34.83	34.83
	Total Public Shareholding (B)=(B)(1)+(B)(2)	131	83580	-	34.83	34.83
	Total (A)+(B)	145	240000	-	100.00	100.00
(C)	Shares held by Custodians and against which Depository Receipts have been issued					
(1)	Promoter and Promoter Group	-	-	-	-	-
(2)	Public	-	-	-	-	-
	GRAND TOTAL (A)+(B)+(C)	145	240000	-	100.00	100.00




Statement showing holding of securities (including shares, warrants, convertible securities) of persons belonging to the category "Promoter and Promoter Group"

Sr. No.	Name Of The Shareholders	Details of Shares Held		Encumbered shares (*) As a %age	AS a % of grand total (A) + (B) + (C) of sub-clause (I)(a)	Details of Warrants		Details Of Convertible		Total shares (including underlying shares assuming full conversion of warrants and convertible securities) as a % of diluted share capital	
		No. of Shares held	As a % of grand total (A)+(B)+(C) indicated in statement at para (I)(a) above			Number of warrants held	As a % total number of warrants of the same class	Number of convertible securities held	As a % total number of convertible securities of the same class		
(i)	(ii)	(iii)	(iv)	(v)	(vi)=(v)/(iii)*100	(vii)	(viii)	(ix)	(x)	(xi)	(xii)
A. INDIVIDUALS/HUF/TRUSTS/ FIRMS											
1	Shri Jai Hari Dalmia	15050	6.27	-	-	-	-	-	-	-	6.27
2	Smt. Kavita Dalmia	11900	4.96	-	-	-	-	-	-	-	4.96
3	Shri Gautam Dalmia	7200	3.00	-	-	-	-	-	-	-	3.00
4	Smt. Anupama Dalmia	4300	1.79	-	-	-	-	-	-	-	1.79
5	Kum. Sukeshi Dalmia	-	-	-	-	-	-	-	-	-	-
6	Kum. Vaidehi Dalmia	-	-	-	-	-	-	-	-	-	-
7	Kum. Sumana Dalmia	-	-	-	-	-	-	-	-	-	-
8	Sukeshi Trust	-	-	-	-	-	-	-	-	-	-
9	Vaidehi Trust	-	-	-	-	-	-	-	-	-	-
10	Sumana Trust	-	-	-	-	-	-	-	-	-	-
11	Shri J.H.Dalmia C/o Jai Hari Dalmia (HUF)	-	-	-	-	-	-	-	-	-	-
12	Shri Investments	-	-	-	-	-	-	-	-	-	-
13	Shri Yadu Hari Dalmia	550	0.23	-	-	-	-	-	-	-	0.23
14	Smt. Bela Dalmia	900	0.38	-	-	-	-	-	-	-	0.38
15	Shri Puneet Yadu Dalmia	-	-	-	-	-	-	-	-	-	-
16	Smt. Avantika Dalmia	-	-	-	-	-	-	-	-	-	-
17	Ku. Shrutipriya Dalmia	-	-	-	-	-	-	-	-	-	-
18	Mst. Priyang Dalmia	-	-	-	-	-	-	-	-	-	-
19	Ku. Avanee Dalmia	-	-	-	-	-	-	-	-	-	-
20	Shrutipriya Dalmia Trust	-	-	-	-	-	-	-	-	-	-
21	Priyang Trust	-	-	-	-	-	-	-	-	-	-
22	Avanee Trust	-	-	-	-	-	-	-	-	-	-
23	Shri Y.H.Dalmia C/o Yadu Hari Dalmia (HUF)	-	-	-	-	-	-	-	-	-	-
24	Yadu Hari Dalmia Parivar Trust	-	-	-	-	-	-	-	-	-	-
25	Respect Elders & Co.	-	-	-	-	-	-	-	-	-	-
26	Love Children & Co.	-	-	-	-	-	-	-	-	-	-
27	Respect Nature & Society	-	-	-	-	-	-	-	-	-	-
28	Shri Brahma Creation Trust	-	-	-	-	-	-	-	-	-	-
29	Shri Vishnu Preservation Trust	-	-	-	-	-	-	-	-	-	-



60	Sri Shanmugha Mines & Minerals Limited	-	-	-	-	-	-	-	-	-	-	-	-	-	-	-	-	-	-	-	-	-	-	-	-	
61	Sri Swaminatha Mines & Minerals Limited	-	-	-	-	-	-	-	-	-	-	-	-	-	-	-	-	-	-	-	-	-	-	-	-	
62	Sri Subramanya Mines & Minerals Limited	-	-	-	-	-	-	-	-	-	-	-	-	-	-	-	-	-	-	-	-	-	-	-	-	
63	Sri Dhantauthapani Mines and Minerals Ltd.	-	-	-	-	-	-	-	-	-	-	-	-	-	-	-	-	-	-	-	-	-	-	-	-	
64	Sri Madhusudana Mines and Properties Ltd.	-	-	-	-	-	-	-	-	-	-	-	-	-	-	-	-	-	-	-	-	-	-	-	-	
65	Sri Trivikrama Mines and Properties Ltd.	-	-	-	-	-	-	-	-	-	-	-	-	-	-	-	-	-	-	-	-	-	-	-	-	
66	Cosmos Cement Limited	-	-	-	-	-	-	-	-	-	-	-	-	-	-	-	-	-	-	-	-	-	-	-	-	
67	Sutnga Mines Pvt. Limited	-	-	-	-	-	-	-	-	-	-	-	-	-	-	-	-	-	-	-	-	-	-	-	-	
68	Golden Hills Resorts Pvt. Limited	-	-	-	-	-	-	-	-	-	-	-	-	-	-	-	-	-	-	-	-	-	-	-	-	
69	Rajputana Properties Pvt. Limited	-	-	-	-	-	-	-	-	-	-	-	-	-	-	-	-	-	-	-	-	-	-	-	-	
70	Avanee And Ashni Securities Pvt. Ltd.	-	-	-	-	-	-	-	-	-	-	-	-	-	-	-	-	-	-	-	-	-	-	-	-	
71	OCL India Limited	-	-	-	-	-	-	-	-	-	-	-	-	-	-	-	-	-	-	-	-	-	-	-	-	
72	Zipahead, Com Private Limited (Formerly Zipahead, Com Limited)	250	-	-	-	-	-	-	-	-	0.10	-	-	-	-	-	-	-	-	-	-	-	-	-	-	-
73	Keshav Power Limited	-	-	-	-	-	-	-	-	-	-	-	-	-	-	-	-	-	-	-	-	-	-	-	-	
74	Calcom Cement India Ltd.	-	-	-	-	-	-	-	-	-	-	-	-	-	-	-	-	-	-	-	-	-	-	-	-	
75	RCL Cements Ltd.	-	-	-	-	-	-	-	-	-	-	-	-	-	-	-	-	-	-	-	-	-	-	-	-	
76	SCL Cements Ltd.	-	-	-	-	-	-	-	-	-	-	-	-	-	-	-	-	-	-	-	-	-	-	-	-	
77	Vinay Cements Ltd.	-	-	-	-	-	-	-	-	-	-	-	-	-	-	-	-	-	-	-	-	-	-	-	-	
78	Khappa Coal Co. Pvt. Ltd.	-	-	-	-	-	-	-	-	-	-	-	-	-	-	-	-	-	-	-	-	-	-	-	-	
79	Adhunik Cement Limited	-	-	-	-	-	-	-	-	-	-	-	-	-	-	-	-	-	-	-	-	-	-	-	-	
80	Adhunik MSP Cement (Assam) Limited	-	-	-	-	-	-	-	-	-	-	-	-	-	-	-	-	-	-	-	-	-	-	-	-	
81	Vastalaya Developers Pvt. Ltd.	-	-	-	-	-	-	-	-	-	-	-	-	-	-	-	-	-	-	-	-	-	-	-	-	
82	Shri Yadu Hari Trusteeship Services Pvt. Ltd.	-	-	-	-	-	-	-	-	-	-	-	-	-	-	-	-	-	-	-	-	-	-	-	-	
83	YHD Trusteeship Services Pvt. Ltd.	-	-	-	-	-	-	-	-	-	-	-	-	-	-	-	-	-	-	-	-	-	-	-	-	
84	Vinimay Developers Private Ltd.	-	-	-	-	-	-	-	-	-	-	-	-	-	-	-	-	-	-	-	-	-	-	-	-	
85	Daimia Bharat Cements Holdings Ltd.	-	-	-	-	-	-	-	-	-	-	-	-	-	-	-	-	-	-	-	-	-	-	-	-	
86	Shri Rangam Securities & Holdings Ltd.	-	-	-	-	-	-	-	-	-	-	-	-	-	-	-	-	-	-	-	-	-	-	-	-	
87	JayeVijay Agro Farms Private Limited	-	-	-	-	-	-	-	-	-	-	-	-	-	-	-	-	-	-	-	-	-	-	-	-	
88	Daimia Cement East Limited	-	-	-	-	-	-	-	-	-	-	-	-	-	-	-	-	-	-	-	-	-	-	-	-	
89	Glow Homes Technologies Pvt. Ltd.	-	-	-	-	-	-	-	-	-	-	-	-	-	-	-	-	-	-	-	-	-	-	-	-	
90	OCL Global Ltd.	-	-	-	-	-	-	-	-	-	-	-	-	-	-	-	-	-	-	-	-	-	-	-	-	
91	OCL China Ltd.	-	-	-	-	-	-	-	-	-	-	-	-	-	-	-	-	-	-	-	-	-	-	-	-	
92	Odisha Cement Ltd.	-	-	-	-	-	-	-	-	-	-	-	-	-	-	-	-	-	-	-	-	-	-	-	-	
	Total	156420	-	-	-	-	-	-	-	-	65.18	-	-	-	-	-	-	-	-	-	-	-	-	-	-	65.18



Statement showing holding of securities (including shares, warrants, convertible securities) of persons belonging to the category "Public" and holding more than 1% of the total number of shares									
Sr.No.	Name of the shareholder	Number of shares held	Shares as a percentage of total number of shares (i.e., Grant total (A)+(B)+(C) indicated in Statement at para (I)(a) above}	Details of warrants		Details of convertible securities		Total shares (including underlying shares assuming full conversion of warrants and convertible securities) as a % of diluted share capital)	
				Number of warrants held	As a % total number of warrants of the same class	Number of convertible securities held	% w.r.t total number of convertible securities of the same class		
1	SHREY MITTRA	10500	4.38	0	0.00	0	0.00	4.38	
2	RADAR COMMERCIALS PRIVATE LIMITED	10000	4.17	0	0.00	0	0.00	4.17	
3	CHICKY TRADERS PRIVATE LIMITED	9650	4.02	0	0.00	0	0.00	4.02	
4	SHRI BHOLE PRASAD	7800	3.25	0	0.00	0	0.00	3.25	
5	AMRAPALLI HOUSING PROPERTIES PVT. LTD.	5550	2.31	0	0.00	0	0.00	2.31	
6	SMT. SAVITA JOSHI	4000	1.67	0	0.00	0	0.00	1.67	
7	SMT. SUSHILA DEVI AGARWAL	3500	1.46	0	0.00	0	0.00	1.46	
TOTAL :		51000	21.25	0	0.00	0	0.00	21.25	

Statement showing holding of securities (including shares, warrants, convertible securities) of persons (together with PAC) belonging to the category "Public" and holding more than 5% of the total number of shares of the company									
Sr.No.	Name(s) of the shareholder(s) and the Persons Acting in Concert (PAC) with them	Number of shares held	Shares as a percentage of total number of shares (i.e., Grant total (A)+(B)+(C) indicated in Statement at para (I)(a) above}	Details of warrants		Details of convertible securities		Total shares (including underlying shares assuming full conversion of warrants and convertible securities) as a % of diluted share capital)	
				Number of warrants held	As a % total number of warrants of the same class	Number of convertible securities held	% w.r.t total number of convertible securities of the same class		
TOTAL :		0	0.00	0	0.00	0	0.00	0.00	



(I) (d) Statement showing details of locked-in shares

Sr. No.	Name of the shareholder	Number of locked-in shares	Locked-in shares as a percentage of total number of shares {i.e., Grand Total (A)+(B)+(C) indicated in Statement at para (1)(a) above.}	Promoter/Promoter Group/ Public
		NIL	NIL	NIL
	TOTAL :	-	-	-

II (a) Statement showing details of Depository receipts (DRs)

Sr. No.	Type of outstanding DR (ADRs, GDRs, SDRs, etc.)	Number of outstanding DRs	Number of shares underlying outstanding DRs	Shares underlying outstanding DRs as a percentage of total number of shares {i.e., Grand Total (A)+(B)+(C) indicated in Statement at para 1(a)}
		N.A.	N.A.	N.A.
	TOTAL :	-	-	-


II (b) Statement showing Holding of Depository Receipts (DRs), where underlying shares held by 'Promoter/Promoter Group' are in excess of 1% of the total number of shares

Sr. No.	Name of the DR holder	Type of outstanding DR (ADRs, GDRs, SDRs, etc.)	Number of shares underlying outstanding DRs	Shares underlying outstanding DRs as a percentage of total number of shares {i.e., Grand Total (A)+(B)+(C) indicated in Statement at para 1(a) above}
		N.A.	N.A.	N.A.
	TOTAL :	-	-	-



Name of the Company: ALIROX ABRASIVES LIMITED		Name of the scrip:		Class of security: EQUITY	
Scrip Code:					
Quarter ended: 31st March, 2015					
(III) (a) Statement showing the voting pattern of shareholders issued by Company					
Category code	Category of shareholder	Number of Voting Rights held in each class of securities	Total Voting Rights	Total Voting Rights	
				As a percentage of (A+B)	As a percentage of (A+B+C)
(A)	Promoter and Promoter Group				
1	Indian				
(a)	Individuals/ Hindu Undivided Family	39900	39900	16.63	16.63
(b)	Central Government/ State Government(s)	-	-	-	-
(c)	Bodies Corporate	116520	116520	48.55	48.55
(d)	Financial Institutions/ Banks	-	-	-	-
(e)	Any Other (specify)	-	-	-	-
	Sub-Total (A)(1)	156420	156420	65.18	65.18
2	Foreign				
(a)	Individuals (Non-Resident Individuals/ Foreign Individuals)	-	-	-	-
(b)	Bodies Corporate	-	-	-	-
(c)	Institutions	-	-	-	-
(d)	Qualified Foreign Investors	-	-	-	-
(e)	Any Other (specify)	-	-	-	-
	Sub-Total (A)(2)	-	-	-	-
	Total Shareholding of Promoter and Promoter Group (A)= (A)(1)+(A)(2)	156420	156420	65.18	65.18
(B)	Public shareholding				
1	Institutions				
(a)	Mutual Funds/UTI	-	-	-	-
(b)	Financial Institutions/ Banks	-	-	-	-
(c)	Central Government/ State Government(s)	-	-	-	-
(d)	Venture Capital Funds	-	-	-	-
(e)	Insurance Companies	-	-	-	-
(f)	Foreign Institutional Investors	-	-	-	-
(g)	Foreign Venture Capital Investors	-	-	-	-
(h)	Qualified Foreign Investors	-	-	-	-
(g)	Any Other (specify)	-	-	-	-
	Sub-Total (B)(1)	-	-	-	-
2	Non-institutions				
(a)	Bodies Corporate	25340	25340	10.56	10.56
	Individuals -	-	-	-	-
(b)	i. Individual shareholders holding nominal share capital up to Rs. 1 lakh.	47740	47740	19.89	19.89
	ii. Individual shareholders holding nominal share capital in excess of Rs. 1 lakh.	10500	10500	4.38	4.38
(c)	Qualified Foreign Investors	-	-	-	-
(d)	Any Other (specify)	-	-	-	-
	Sub-Total (B)(2)	83580	83580	34.83	34.83
	Total Public Shareholding (B)= (B)(1)+(B)(2)	83580	83580	34.83	34.83
	TOTAL (A)+(B)	240000	240000	100	100
(C)	Shares held by Custodians and against which Depository Receipts have been issued				
	GRAND TOTAL (A)+(B)+(C)	240000	240000	100	100

For ALIROX ABRASIVES LIMITED



(SHWETA CHADHA)
CHIEF FINANCIAL OFFICER & COMPLIANCE OFFICER